

Western Association of Schools and Colleges Capacity and Preparatory Review

**Chair: Judi Strebel,
Marketing**

**Subcommittee
Chairs**

Jerry Eisman

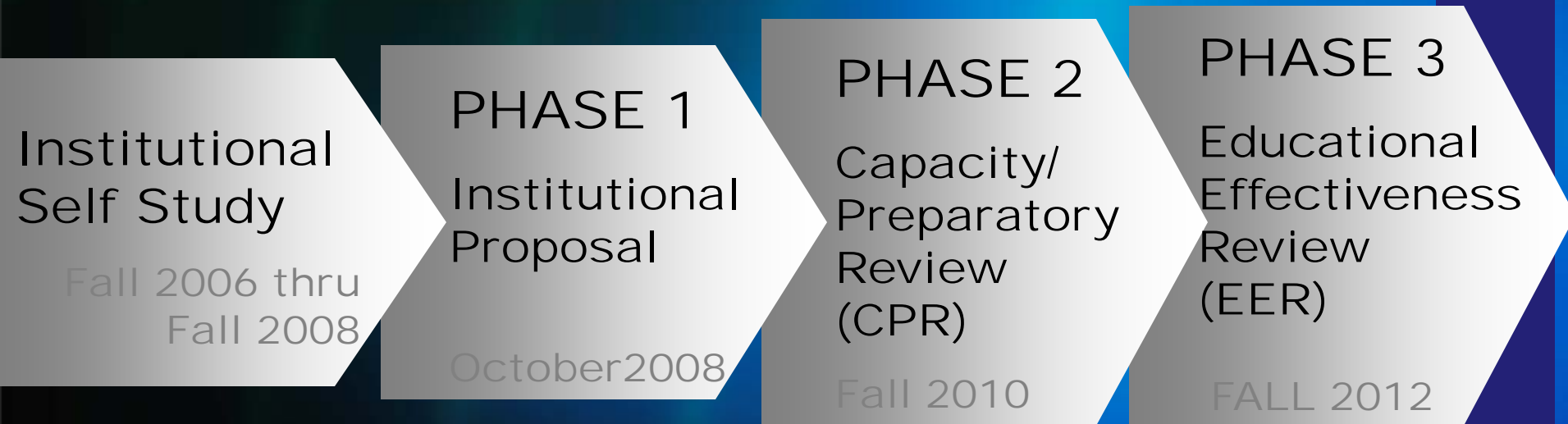
Jo Volkert

Pamela Vaughn

Helen Goldsmith



WASC Review Phases and Timeline



Capacity and Preparatory Review Committee Structure

Theme 1: Social Justice and Civic Engagement

Subcommittee

Social Justice and Civic Engagement, Chair - Gerald S Eisman

Theme 2: The Changing University

Subcommittees

Impaction, Chair – Linda Buckley

Changing Student Demographics, Chair - Jo Volkert

Changing Faculty Demographics, Chair - Pam Vaughn

Theme 3: Student Success

Subcommittees

Graduation and Retention, Chair - Helen Goldsmith

Graduation and Requirements Task Force, Chair – On-Going

Writing Across the Curriculum – On-going

Assessment – On-Going



Capacity and Preparatory Review

Capacity Issues

Theme 1: Social Justice and Civic Engagement

- To what extent does the institution's infrastructure support issues of social justice, equity, and civic engagement?

Theme 2: The Changing University

- What is the story from the data on student enrollment?
- How should the University respond to increasing student enrollment with uneven distribution across majors and class levels?
- How has the campus focus changed in response to the student demographic changes?
- Are learning styles of the changing campus population different and is pedagogy changing to respond?
- What is the impact of the significant faculty hiring as SF State as a previous generation of faculty has retired?



Capacity and Preparatory Review

Capacity Issues

Theme 3: Student Success

- Are different populations of students succeeding at similar or different rates?
- Are resources being deployed appropriately to ensure that different populations succeed at similar rates?
- Does the current program level assessment process give us the appropriate information regarding student learning?
- What processes need to be implemented in order to assess the impact of student services on student learning?



Capacity and Preparatory Review Data Used to Analyze the CPR Capacity Issues

Existing University Data

Examples include: PULSE Survey, NSSE/FSSE Surveys, Degrees of Preparation Survey, Data on enrollment/student demographics and graduation/retention

See <http://air.sfsu.edu/wasc.html> for complete list of datasets used in this report

Data Collected by the CPR Subcommittees

Faculty/Student Surveys

Faculty/Student/Staff Focus Groups

See <http://air.sfsu.edu/wasc.html> for surveys and data summaries



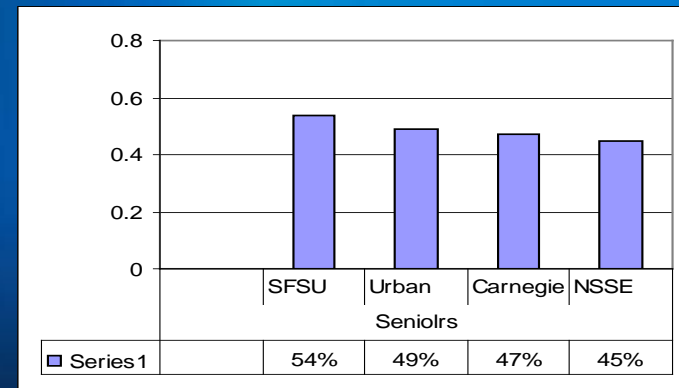
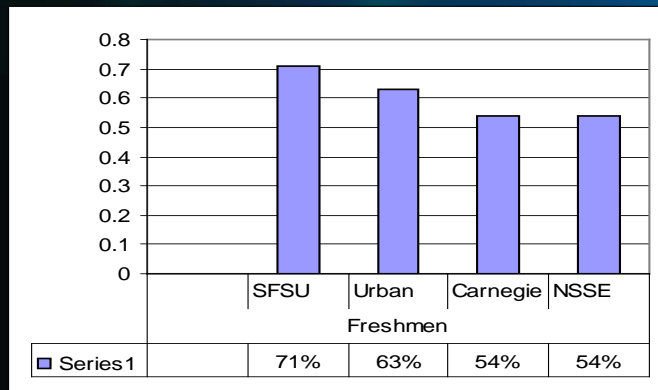
Subcommittee on Social Justice and Civic Engagement

Members

Anoshua Chaudhuri, Economics
Eugene Chelberg, DPRC, (Chair, SJ Committee)
Tendai Chitewere, Liberal Studies
Wei Ming Dariotis, Asian American Studies
Gerald Eisman, ICCE, (Chair, CE Committee)
Kim Foreman, Instructional Technology
Robert Gabriner, Educational Leadership
Cynthia Gomez, Health Equity Institute
Hamid Khani, Broadcast, Electronic Comm. Arts
Katherine Naff, Public Administration
Jason Porth, President's Office
Amy Smith, Psychology
Rebecca Toporek, Counseling
Constance Ulasewicz, Consumer Family Studies
Lihua Wang, International Business
Lisa White, COSE



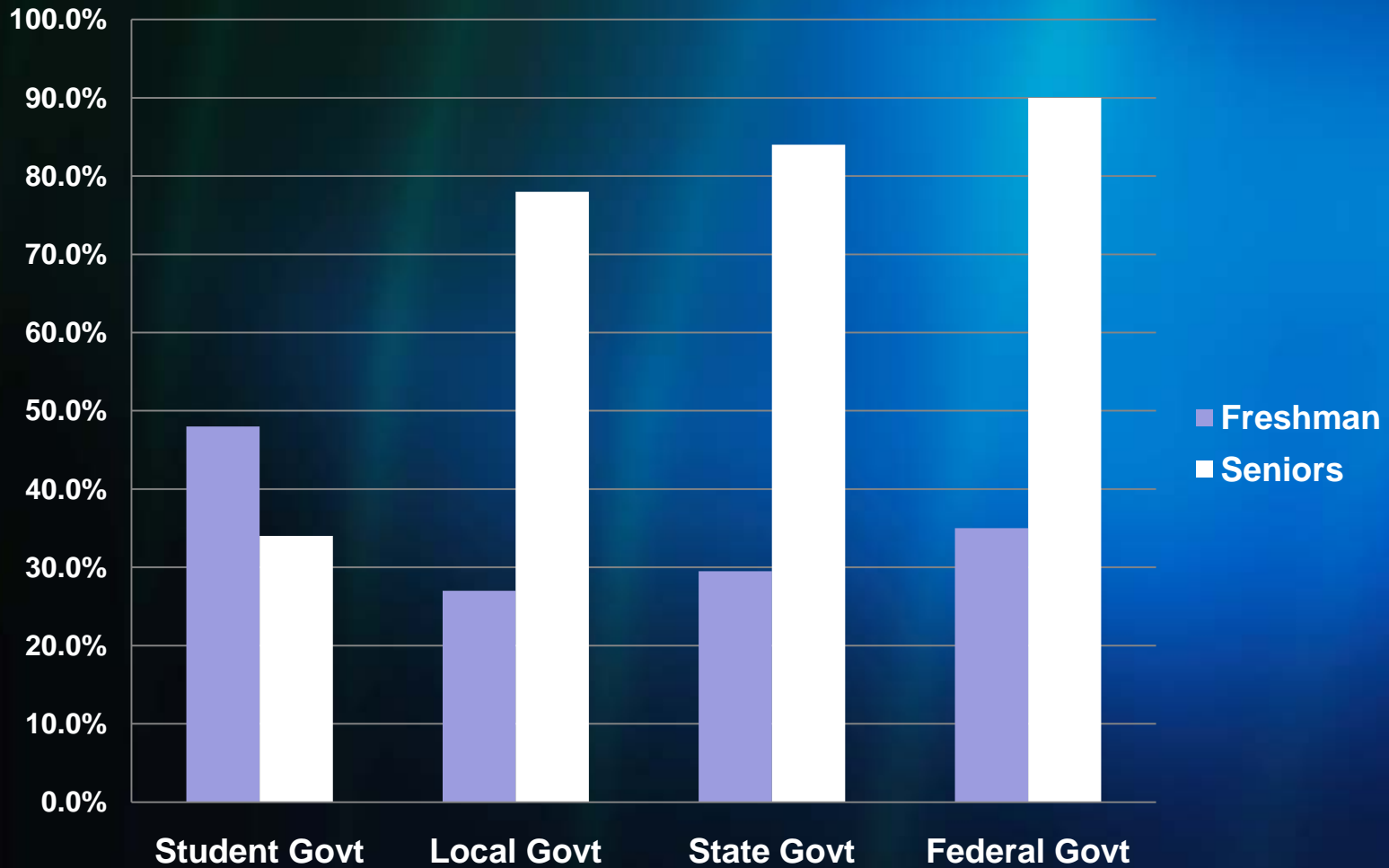
To what extent does your institution emphasize: Encouraging contact among students from different economic social, and racial or ethnic backgrounds? (Results below = Very Often + Often)



71% of freshman respondents and 54% of senior respondents believe that the University encourages contact among students from different backgrounds.



Voting



Faculty Comments

“I came to SFSU because of its commitment to social justice and because of the university's commitment to ethnic students I am afraid that the budget crisis [may] be used as an excuse to move away from those commitments. I hope that is not the case.”



Student Survey Comments

“I was involved in my own community and had to stop. Working full-time and going to school full-time is all I can do.”



Subcommittee on Changing Student Demographics

Members

- Derek Aitken, Associate Director, Government Relations
- Aimee Barnes, Cesar Chavez Student Center
- Jeff Cookston, Associate Professor, Psychology
- Jessica Fields, Associate Professor, Sociology
- Joseph Greenwell, Assistant Dean of Students
- Patricia Irvine, Associate Dean, College of Education
- Melwin Singh, undergraduate student in Business
- Jo Volkert, Associate Vice President, Enrollment Management



Changes in Student Demographics 2000 - 2009

- Enrollment grew from 26,826 to 30,469
- Freshmen doubled: 2,042 to 4,032
- Freshmen from outside Bay Area tripled: 574 to 1,815
- Average undergraduate age dropped: 24.0 to 22.8
- Graduate population declined: 24.1% to 17.9% of student body
- Chicano/Latino undergrads grew: 15% to 32.8%
- Asian/Pacific Islander undergrads declined: 39.5% to 32.8%
- African American undergrads fell: 7.3% to 6.3% (though # grew by 12.9%)



Capacity Issue: How should the University respond to increasing student enrollment with uneven distribution across majors and class levels?

- Increased enrollment pressures have led more departments to declare impaction and use other enrollment management strategies
- Ten departments are now impacted for admission to their majors
- Concern that more impacted majors may affect diversity
- Departments do not have a way to determine enrollment capacity



Recommendation

SF State should develop methodologies for departments to analyze the optimal size of their majors given their current resources and should align academic planning and budgeting to match their capacity.



Capacity Issue: How has the campus focus changed in response to the student demographic changes?

- Student Affairs has launched a new Student Life focus to address younger student populations and their changing needs
- Campus has begun to increase co-curricular efforts in Residential Life, Student Organizations, Welcome Days, Campus Recreation, Counseling/Psych Services
- Academic Technology is developing a strategic plan to implement curricular innovations and delivery methods to suit the changing student learning needs



Recommendations

- **SF State should develop more co-curricular initiatives to enrich student life**
- **SF State should continue to incorporate academic technology into the academic program and assess the impact on student learning**



Subcommittee on Changing Faculty Demographics 2000-2009

Members

Nan Alamilla Boyd, Women and Gender Studies

Caran Colvin, College of Business

John Elia, Health Education

Michael Goldman, Biology

Barbara Holzman, Environmental Studies

Bo Hu, Hospitality Management and Tourism

Asuncion Suren, Recreation, Parks, and Tourism

Ya Wang, Library

Shawn Whalen, Communication Studies

Pamela Vaughn, Classics



Capacity Issue: In what ways has the faculty population changed in the last ten years?

- Over half of our faculty hired since 2000



Capacity Issue: What has been the impact of those changes?

- Shared governance, university service
- Resources and support
- RTP expectations
- Physical environment



Subcommittee on Graduation and Retention

Members

Nicole Bohn, Managing Director, DPRC

Helen Goldsmith, Associate Dean, Undergraduate Studies (Subcommittee Chair)

Ann Hallum, Dean, Graduate Studies

Eric Hayashi, Professor, Mathematics Department

Barbara Henderson, Professor, Elementary Education

Barbara Hubler, Director, Financial Aid

Kevin Kinney, Associate Director, Residential Life

Josh Pelletier, Graduate Student

Brett Smith, Director, Advising Center

Guillermo Turcios, Undergraduate Student

Ginger Yamamoto, Director, EOP

Darlene Yee, Professor, School of Social Work, Statewide Academic Senator

Consultants: Judi Strebel, Linda Buckley, Eva Allen, Berkeley Miller, Kasra Varzaghani



Graduation and Retention

- Capacity Issue: *Are different populations of students succeeding at similar or different rates?*



Graduation and Retention

- *Defining Success = more than graduation!*



Graduation and Retention

- Drowning in data; a few of our observations:
 - Time to degree for both freshmen and transfers has improved between 2003-04 and 2008-09 for virtually all populations: female/male; Pell Grant/Non-Pell Grant recipients; ethnicity; regular/exceptional admission.
 - Non-Pell Grant recipients on the whole graduate sooner than Pell Grant recipients.



Graduation and Retention

- There were more than 1000 more graduates in 2008 than in 2003, despite increasing enrollments and decreasing budgets.
- Once students begin a major, although time to degree might differ from one major to another, different populations are just as likely to persist and graduate in a particular major



Graduation and Retention

- Capacity Issue: *Are resources being deployed appropriately to ensure that different populations succeed at similar rates?*
- A vast array of student support services: EOP, DPRC, Advising Center and College Student Resource Centers, tutoring services like LAC and CARP, Residential Life, etc.
- One question we haven't been able to answer: are we serving the needs of our non-traditional students?



Recommendation

***Continue work of Facilitating Graduation Initiative 2
and focus on graduating students “well”***



On-Going Sub-themes

- **Graduation Requirements Task Force**
- **Assessment**
- **Writing in the Curriculum/Writing Across the Curriculum (WAC/WID)**



Going forward with the EER

- **The four Capacity Review (CPR) subcommittees made 17 recommendations based on the existing data they examined and the data they collected.**
- **These recommendations are the charge of the Educational Effectiveness Review (EER).**
- **The EER is generally about assessing how we can maintain and improve the quality of the educational experience at SF State.**
- **This is of course occurring during a time when funding has been cut, but we are finding ways to continue to move forward.**

